

Wheel Features

Tread Material:	High Strength PP	Core Material:	High Strength PP
Bearing:	Delrin	Tread Hardness:	75D±3
Temperature:	-25°C~80°C	Running Speed:	4km/h

Note: Use beyond temperature range or beyond the recommended speed may shorten product life or even damage the product.



- ✔ Delrin bearing, waterproof, rust-proof
- ✔ Injection polypropylene, integral injection, low starting force, economical choice
- ⚠ Not wear-resistant material
- ⚠ Wheel running may cause some noise

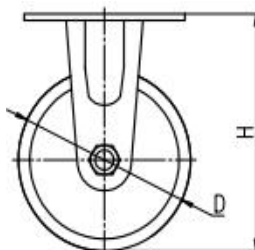
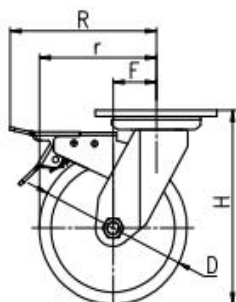


Rolling resistance	■ ■ ■ ■ ■	Excellent
Wear resistance	■ ■ ■ □ □	Good
Operating noise	■ ■ □ □ □	Acceptable
Floor surface preservation	■ ■ □ □ □	Acceptable

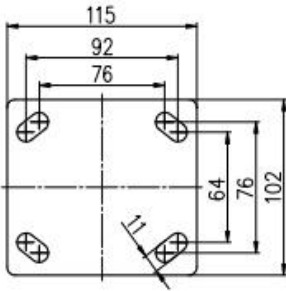
Bracket Features

- ✔ ON/OFF pedals, stable braking effect, easy to operate
- ✔ 304 Stainless Steel material pressed and welded, anti-rust and anti-corrosion
- ✔ Dustproof ring effectively protects grease for long service life
- ✔ Polishing treatment, excellent appearance

Parameter (mm)							
Wheel Size	Capacity	Wheel Dia.	Wheel Width	Total Height	Offset	Swivel Radius	Swivel Radius
4"	180 kg	100	422	145	34	84	141
5"	210 kg	125	45	165	38	100.5	141
6"	260 kg	150	45	190	44	119	141
8"	280 kg	200	45	240	54	154	154



Mounting Drawing



Product ID	Product Images	Wheel Size	Plate swivel	Plate fixed	Plate swivel brake
		4"	35D01-1419	35D03-1419	35D02-1419
		5"	35D04-1420	35D06-1420	35D05-1420
		6"	35D07-1421	35D09-1421	35D08-1421
		8"	35D10-1421	35D12-1421	35D11-1421

Product Details

ON/OFF brake is easy to operate. Brake components can be replaced with screw connecting.



Grease nipple is convenient for maintenance. Dust ring can effectively protect dust and grease embellish.



According to the using environment, can match terling, stainless iron or stainless steel bearings.

